

CONTAINERS FOR WASTE AND RECYCLABLES 360 L - 500 L

360 L - 500 L

COMPACT CLASS



SPECIAL REQUIREMENTS

SPECIAL SIZES

BINS FOR SPECIAL APPLICATIONS


The tough 2-wheel bin is certified for capacities from 360-400 litres. Two large wheels on a full-width axle and an ergonomic step for easy tilting facilitate negotiation of kerbs and small obstacles. Its attractive, ergonomic design makes the high-capacity 2-wheel bin a real space-saving alternative.

THE 3-WHEELER - THE NEW LIGHTWEIGHT

For narrow spaces and passages, especially in commercial zones, this bin can be equipped with a third wheel. It makes turning on the spot easy, and a brake ensures that the bin will not run away on steep slopes.



DIN



Robust comb receiver

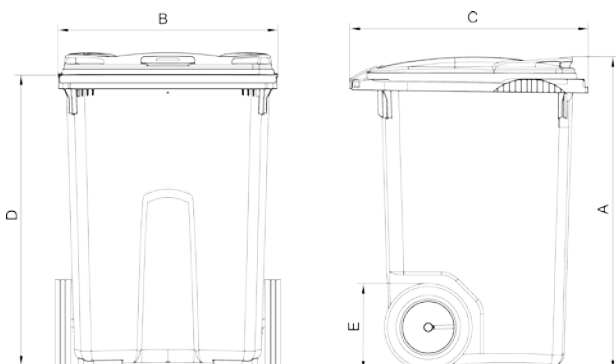


Ergonomic tilting function



360/3 with third wheel and wheel stop

DIMENSIONS



TECHNICAL DATA

	360-400	360/3
Nominal Volume (l)	360-400	360/3
Weight of container (kg)	19	22
Max. permissible weight (kg)	170	170
A Overall height (mm)	1095	1095
B Overall width (mm)	750	750
C Overall depth (mm)	805	805
D Height to upper edge comb (mm)	1030	1030
E Wheel diameter	300	300
Diameter third wheel (mm)	-	125

These details are subject to technical changes. The products contain no substances from the SVHC list of the European Chemicals Agency (ECHA).

400 S AND 500 S COMPACT CLASS WITH FOUR WHEELS

The 400 and 500-litre bins offer an ideal solution for limited spaces, restricted passages and narrow pathways. The dimensions of these bins differ only in their height. This space-saving alternative to the standard 4-wheel bin is easy to manoeuvre with its two integrated handles on each side and strong lid hinges on the back. Its extremely stable mode of construction makes it suitable for high-density waste types, such as organic and food waste or industrial waste. Its narrower shape differs from the



standard dimensions. Nevertheless, both bins have successfully passed all relevant tests with double filling

weight and they are produced in accordance with EN 840 and RAL-GZ 951/1.



Two integrated handles on each side

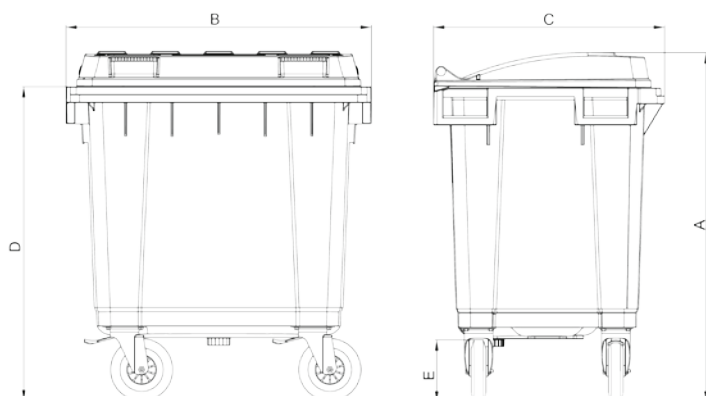


Container bottom with water drain nozzle



Wheel stop

DIMENSIONS



TECHNICAL DATA

Nominal Volume (l)	400	500
Weight of container (kg)	29	30
Max. permissible weight (kg)	350	430
A Overall height (mm)	1120	1260
B Overall width (mm)	980	980
C Overall depth (mm)	740	740
D Height to upper edge comb (mm)	1009	1156
E Wheel diameter (mm)	200	200
Alternative Roll Kit (mm)	160	160

The special dimensions of the 400 S and 500 S bins mean that a test of lifting compatibility is required.

ESE - WE VALUE YOUR RECYCLABLES



KERBSIDE SYSTEMS
MOBILE CONTAINERS FOR
WASTE AND RECYCLABLES



BRING SYSTEMS
(SEMI-) UNDERGROUND SYSTEMS
COLLECTION BANKS



BIO SELECT LINE
CONTAINERS AND COMPOSTERS
FOR GARDEN AND BIO WASTE



HAZARDOUS WASTE CONTAINERS
MOBILE FUEL CONTAINERS
MOBILE OIL CHANGE UNITS



PUBLIC FURNISHING
BINS FOR THE PUBLIC SPACE



CONTAINER MANAGEMENT
DISTRIBUTION, REGISTRATION,
COLLECTION AND RECYCLING

ESE is Europe's leading manufacturer of temporary storage solutions for waste and recyclables. Our comprehensive range of products is complemented by a full service offer from container management to the recycling of products at the end of their lifetime. Specialists in all departments develop solutions to meet our customers' requirements. In doing so, we follow the principle of highest possible sustainability from product development and production to transport.